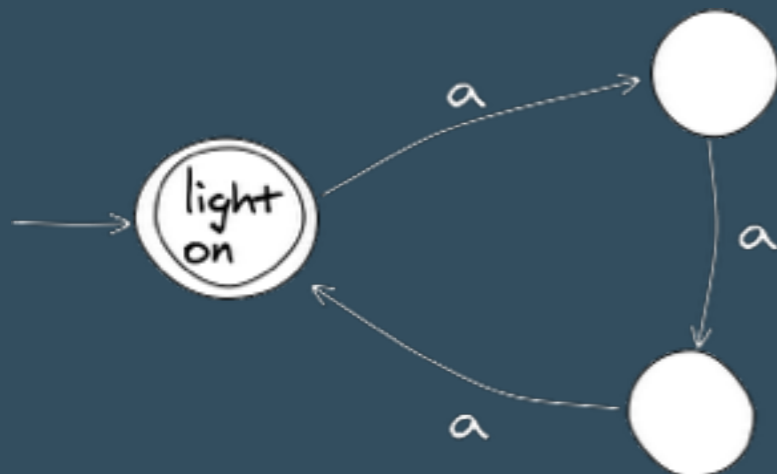


---

Spring 2015 - Berkeley, CA

---



# CS24

## FRESHMAN SEMINAR FOR CS SCHOLARS

---

WEEK 2 - GROUPS - VERSION CONTROL

---

# LATEX : WRAPPING FIGURES

```
\DOCUMENTCLASS{ARTICLE}
```

```
\USEPACKAGE{GRAPHICX}
```

```
\USEPACKAGE{WRAPFIG}
```

```
\USEPACKAGE{LIPSUM}
```

```
\BEGIN{DOCUMENT}
```

```
\LIPSUM[1]
```

```
\BEGIN{WRAPFIGURE}{R}{0.5\TEXTWIDTH}
```

```
\BEGIN{CENTER}
```

```
\INCLUDEGRAPHICS[WIDTH=0.48\TEXTWIDTH]{IMG_0133.JPG}
```

```
\END{CENTER}
```

```
\CAPTION{A FIGURE OF A EXPERIMENT}
```

```
\END{WRAPFIGURE}
```

```
\LIPSUM[2-5]
```

```
\END{DOCUMENT}
```

Lorem ipsum dolor sit amet, consectetur adipiscing elit. Ut purus elit, vestibulum ut, placerat ac, adipiscing vitae, felis. Curabitur dictum gravida mauris. Nam arcu libero, nonummy eget, consectetur id, vulputate a, magna. Donec vehicula augue eu neque. Pellentesque habitant morbi tristique senectus et netus et malesuada fames ac turpis egestas. Mauris ut leo. Cras viverra metus rhoncus sem. Nulla et lectus vestibulum urna fringilla ultrices. Phasellus eu tellus sit amet tortor gravida placerat. Integer sapien est, iaculis in, pretium quis, viverra ac, nunc. Praesent eget sem vel leo ultrices bibendum. Aenean faucibus. Morbi dolor nulla, malesuada eu, pulvinar at, mollis ac, nulla. Curabitur auctor semper nulla. Donec varius orci eget risus. Duis nibh mi, congue eu, accumsan eleifend, sagittis quis, diam. Duis eget orci sit amet orci dignissim rutrum.

Nam dui ligula, fringilla a, euismod sodales, sollicitudin vel, wisi. Morbi auctor lorem non justo. Nam lacus libero, pretium at, lobortis vitae, ultricies et, tellus. Donec aliquet, tortor sed accumsan bibendum, erat ligula aliquet magna, vitae ornare odio metus a mi. Morbi ac orci et nisl hendrerit mollis. Suspendisse ut massa. Cras nec ante. Pellentesque a nulla. Cum sociis natoque penatibus et magnis dis parturient montes, nascetur ridiculus mus. Aliquam tincidunt urna. Nulla ullamcorper vestibulum turpis. Pellentesque cursus luctus mauris.



Figure 1: A figure of a experiment

Nulla malesuada porttitor diam. Donec felis erat, congue non, volutpat at, tincidunt tristique, libero. Vivamus viverra fermentum felis. Donec nonummy pellentesque ante. Phasellus adipiscing semper elit. Proin fermentum massa ac quam. Sed diam turpis, molestie vitae, placerat a, molestie nec, leo. Maecenas lacinia. Nam ipsum ligula, eleifend at, accumsan nec, suscipit a, ipsum. Morbi blandit ligula feugiat magna. Nunc eleifend consequat lorem. Sed lacinia nulla vitae enim. Pellentesque tincidunt purus vel magna. Integer non enim. Praesent euismod nunc eu purus. Donec bibendum quam in tellus. Nullam cursus pulvinar lectus. Donec et mi. Nam vulputate metus eu enim. Vestibulum pellentesque felis eu massa.

Quisque ullamcorper placerat ipsum. Cras nibh. Morbi vel justo vitae lacus tincidunt ultrices. Lorem ipsum dolor sit amet, consectetur adipiscing elit. In hac habitasse platea dictumst. Integer tempus convallis augue. Etiam facilisis. Nunc elementum fermentum wisi. Aenean placerat. Ut imperdiet, enim sed gravida sollicitudin, felis odio placerat quam, ac pulvinar elit purus eget enim. Nunc vitae tortor. Proin tempus nibh sit amet nisl. Vivamus quis tortor vitae risus porta vehicula.

Fusce mauris. Vestibulum luctus nibh at lectus. Sed bibendum, nulla a fan-

# COOKBOOKS

**SUBMISSION: HTML**

**DEVELOP PROGRAMMING SKILLS**

**GROUPS OF 2 — PARTNERS**

**ASSIGNED A RECIPE**

E.G. GET FILES NAMES FROM A DIRECTORY

**ITERATION/TEST/DOC**

**—> FIRST WEEK (PEER/DOC)**

**DUE EVERY SUNDAY**

MIDNIGHT

# PROBLEM SETS

**SUBMISSION: LATEX**

**AID WITH CS61B**

**GROUPS OF 4 — GROUPS**

**ASSIGNED A TOPIC**

E.G. LINKED LISTS

**5 EXAM-TYPE Q/A**

**DUE EVERY MONDAY**

MIDNIGHT

**REVIEW DUE MONDAY**

MIDNIGHT

# FORM GROUPS

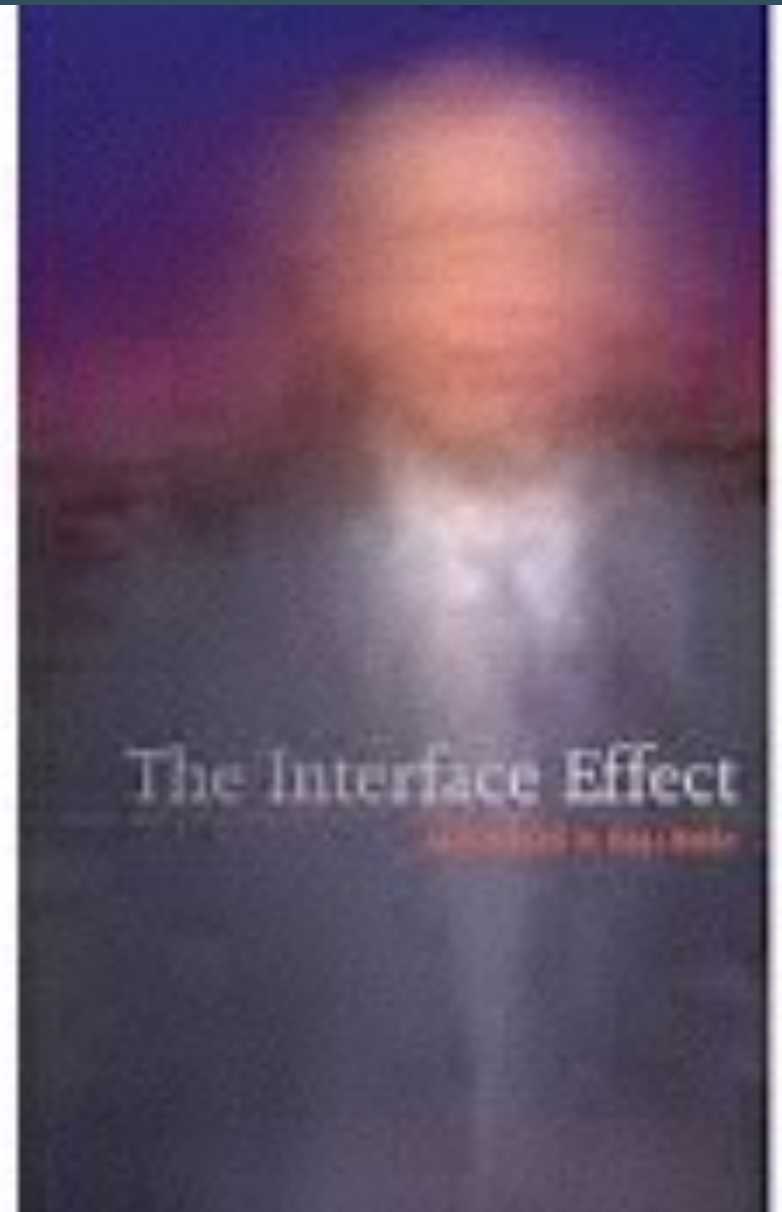

**GROUPS OF 2 / GROUPS OF 4 (DISJOINT)**

**PEOPLE YOU HAVEN'T WORKED WITH**

**LOG: GOOGLE DOC ON WEBSITE**

<https://docs.google.com/a/berkeley.edu/spreadsheets/d/1aRa2rccUTupJu2W3fGZcxgixyiPNINPNODj9qBqnvVc/edit#gid=0>

# INTERFACE AS EFFECT



---

# **GIT**

---

## **DISTRIBUTED VERSION CONTROL SYSTEM (DVCS)**

ROBUSTNESS - IF A BUTTERFLY FLAPS ITS WINGS AND DESTROYS A DATACENTER

IF SOMEONE DELETES A FILE, SOMEONE IS BOUND TO HAVE IT

YOU ALWAYS HAVE AT LEAST ONE SERVER GIT

TIP: MAKE A REPO FOR EACH CLASS YOU TAKE (BITBUCKET - PRIVATE REPOS)

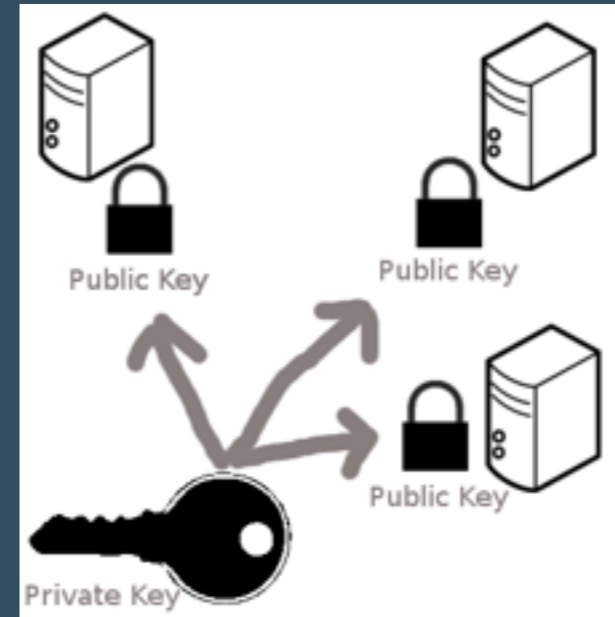
## **THE GIT INTERFACE**

- **FORKING VERSUS CLONING**
- **PULL REQUESTS**
- **HOOKS**
- **DEPLOYMENT KEYS**
- **WIKI (MARKDOWN)**

**SSH-KEYGEN -T RSA -C "YOUR\_EMAIL@EXAMPLE.COM"**



**AUTHORIZED\_KEYS**



<http://blakesmith.me/2010/02/08/understanding-public-key-private-key-concepts.html>

## **SETTING UP SSH KEYS**

- **AUTHENTICATION SMOOTHER**
- **MORE LEGIT**
- **REALLY IMPORTANT FOR DEPLOYABILITY OF EMBEDDED DEVICES; VIRTUAL MACHINES**

<https://confluence.atlassian.com/display/STASH/Creating+SSH+keys>

---

*Speak the lingo.*

---

## **GIT CENTRALIZED WORKFLOW**

**CLONE <URL> // ONE TIME**

**ADD <FILE>**

**COMMIT -M "POTATOES"**

**COMMIT -AM "POTATOES" // ADDS ALL TRACKED FILES TO STAGING**

**PULL**

**PUSH**

## **GIT DEBUGGING WORKFLOW**

**STATUS**

**LOG**

**CHECKOUT <COMMIT-ID>**

**RESET -- HARD // LAST RESORT**

<https://www.atlassian.com/git/tutorials/comparing-workflows/centralized-workflow>



---

*the .gitignore*

# PREVENT ADDING BUILD FILES OR LARGE FILES.

CAN BE PLACED ANYWHERE IN THE DIRECTORIES  
TRAVELS DOWN THE FOLDER HIERARCHY  
HIDDEN FILES → LS -A IN ORDER TO EXPOSE IT

**\*.CLASS**

---

# TODOS

---

**GROUPS: SELECT A TOPIC, SUBMIT 5 QUESTIONS BY  
SUNDAY NIGHT**

**PARTNERS: SELECT A COOKBOOK RECIPE, SUBMIT  
BY MONDAY NIGHT**

**READINGS (OPTIONAL)**

---

QUESTIONS ?

# Week 3

**WEB TECHNOLOGIES**

---

RECIPES (WK2) AND QUESTIONS (WK2) DUE

---